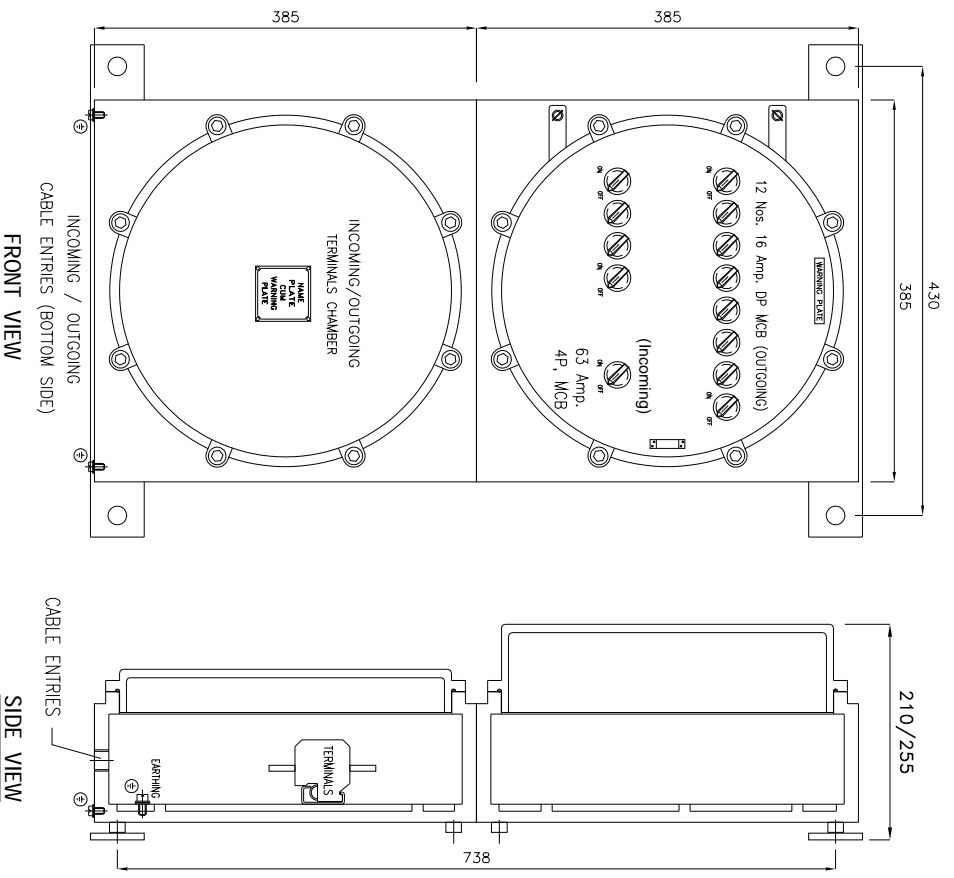


- Reference IS/IEC Standard as follows :
- 1 - FLAMEPROOF (Ex d) PROTECTION - IIA/IIb, IS/IEC 60079-1 (2014)
 - TEMPERATURE CLASS - T6
 - 2 - INGRESS (IP) PROTECTION - IP-66, IS/IEC 60529 (2001). (Reaffirmed 2014)
- Standard Specification :
- 1 - MATERIAL - CAST ALUMINIUM ALLOY
 - 2 - FINISH - INSIDE & OUTSIDE LIGHT GREY EPOXY POWDER COATING SHADE No. 631 AS PER IS-5
 - 3 - EARTHING - 1 No. INSIDE & 2 Nos. OUTSIDE M6 SIZE S.S./BRASS SCREWS WITH 2 Nos. PLAIN WASHER
 - 4 - HARDWARE - STAINLESS STEEL
 - 5 - GASKET - 'O' RING NEOPRENE RUBBER GASKET
 - 6 - MOUNTING ARRGT. - AS SHOWN IN DRG.
- Material / Components Specification :
- 1 - S.S. NAME CUM WARNING PLATE (WITH DESCRIPTION TITLE, CIMFR, PESO, SR. NO., GAS GROUP, RATING, BIS MARKING, WARNING STATUS, etc...)
 - 2 - MCB - (INCOMING) 1 No. 63 Amp. 4 POLE (10 KA) MCB
 - 3 - MCB - (OUTGOING) 6 Nos. 16 Amp. DOUBLE POLE (10 KA) MCB
 - 4 - TERMINALS - 4 Nos. 50sq. mm CLIP-ON/BUSBAR TYPE & 12 Nos. 2.5sq. mm CLIP-ON TYPE TERMINALS OF 'EMEX/CONNECTWELL' MAKE
 - 5 - CABLE ENTRIES - (INCOMING) 1 No. M40 SIZE & (OUTGOING) 6 Nos. M20 SIZE CABLE ENTRIES FROM BOTTOM SIDE
 - 6 - CABLE GLAND - (Ex d) DOUBLE COMPRESSION TYPE CABLE GLAND OF 'SUDHIR' MAKE
 - 7 - STOPPING PLUG - (Ex d) STOPPING PLUG OF 'SUDHIR' MAKE

- Fitting OPTIONS:**
- 1) MATERIAL CONSTRUCTION : STAINLESS STEEL
 - 2) VOLTAGE : UPTO 415V AC
 - 3) CABLE GLAND & PLUG : BRASS/S.S./ALUMINIUM
 - 4) PAINT SHADE : 632/356/7031/7032, etc... (As per Standard)
 - 5) CANOPY : M.S. / G.I. / FRP
 - 6) CABLE ENTRIES : NPT / EQUIVALENT ET THREADS

<p>NOTE :</p> <p>COMPONENT LAYOUT IS TENTATIVE RELOCATION OF PARTS & COMPONENTS IS POSSIBLE AT THE TIME OF ACTUAL MANUFACTURING.</p> <p>OVERALL DIMENSIONS ARE ±10mm</p>		<p>CAT. No. : MCDB/186</p> <p>MODEL No. : MCDB/186-6WAY</p>	<p>SUDHIR SWITCHGEARS PVT. LTD.</p> <p>130, MULBARI SAMACHAR MARG, MULBARI - 400 023</p> <p>TITLE : FLAMEPROOF-WEATHERPROOF ENCLOSURE FOR CONTROL PANEL</p>	<p>CHKD. : JASJW</p> <p>APPD. : [Signature]</p> <p>DRG. : [Signature]</p> <p>SCALE : N. T. S. REV.- 0</p>	<p>CHKD. : [Signature]</p> <p>APPD. : [Signature]</p> <p>DRG. : [Signature]</p> <p>SCALE : N. T. S. REV.- 0</p>	<p>CHKD. : [Signature]</p> <p>APPD. : [Signature]</p> <p>DRG. : [Signature]</p> <p>SCALE : N. T. S. REV.- 0</p>	<p>CHKD. : [Signature]</p> <p>APPD. : [Signature]</p> <p>DRG. : [Signature]</p> <p>SCALE : N. T. S. REV.- 0</p>
REV.	DATE	DESCRIPTION	DRN.	CHD.	APP.	SCALE	

THIS DRAWING IS PROPERTY OF "SUDHIR SWITCHGEARS PVT. LTD." AND MUST BE RETURNED ON REQUEST IF IT IS SUBMITTED AS CONFIDENTIAL INFORMATION IN CONNECTION WITH ENQUIRY, TENDER, ORDER, OR CONTRACTS IT IS NOT TO BE USED FOR ANY OTHER PURPOSE OR ORDER NOR MAY IT RE-COPIED OR LENT WITHOUT OUR AUTHORITY IN WRITING.



- Reference IS/IEC Standard as follows :
- 1 - FLAMEPROOF (Ex d) PROTECTION - IIA/IIb, IS/IEC 60079-1 (2014)
 - TEMPERATURE CLASS - T6
 - 2 - INGRESS (IP) PROTECTION - IP-66, IS/IEC 60529 (2001). (Reaffirmed 2014)

Standard Specification :

- 1 - MATERIAL - CAST ALUMINIUM ALLOY
- 2 - FINISH - INSIDE & OUTSIDE LIGHT GREY EPOXY POWDER COATING SHADE No. 631 AS PER IS-5
- 3 - EARTHING - 1 No. INSIDE & 2 Nos. OUTSIDE M6 SIZE S.S./BRASS SCREWS WITH 2 Nos. PLAIN WASHER
- 4 - HARDWARE - STAINLESS STEEL
- 5 - GASKET - 'O' RING NEOPRENE RUBBER GASKET
- 6 - MOUNTING ARRGT. - AS SHOWN IN DRG.

Material / Components Specification :

- 1 - S.S. NAME CUM WARNING PLATE (WITH DESCRIPTION TITLE, CIMFR, PESO, SR. NO., GAS GROUP, RATING, BIS MARKING, WARNING STATUS, etc...)
- 2 - MCB - (INCOMING) 1 No. 63 Amp. 4 POLE (10 KA) MCB
- 3 - MCB - (OUTGOING) 18 Nos. 16 Amp. DOUBLE POLE (10 KA) MCB
- 4 - TERMINALS - 4 Nos. 50sq. mm CLIP-ON/BUSBAR TYPE & 36 Nos. 2.5sq. mm CLIP-ON TYPE TERMINALS OF 'EMEX/CONNECTWELL' MAKE
- 5 - CABLE ENTRIES - (INCOMING) 1 No. M40 SIZE & (OUTGOING) 6 Nos. M20 SIZE CABLE ENTRIES FROM BOTTOM SIDE
- 6 - CABLE GLAND - (Ex d) DOUBLE COMPRESSION TYPE CABLE GLAND OF 'SUDHIR' MAKE
- 7 - STOPPING PLUG - (Ex d) STOPPING PLUG OF 'SUDHIR' MAKE
- 8 - CU. BUSBAR - 4 Nos. 20 x 3mm Thk. Cu. BUSBAR (WITH TAPPED HOLES) MOUNTED ON BUSBAR INSULATOR

Fitting OPTIONS :

- 1) MATERIAL CONSTRUCTION : STAINLESS STEEL
- 2) VOLTAGE : UPTO 415V AC
- 3) CABLE GLAND & PLUG : BRASS/S.S./ALUMINIUM
- 4) PAINT SHADE : 632/356/7031/7032, etc... (As per Standard)
- 5) CANOPY : M.S. / G.I. / FRP
- 6) CABLE ENTRIES : NPT / EQUIVALENT ET THREADS

NOTE :

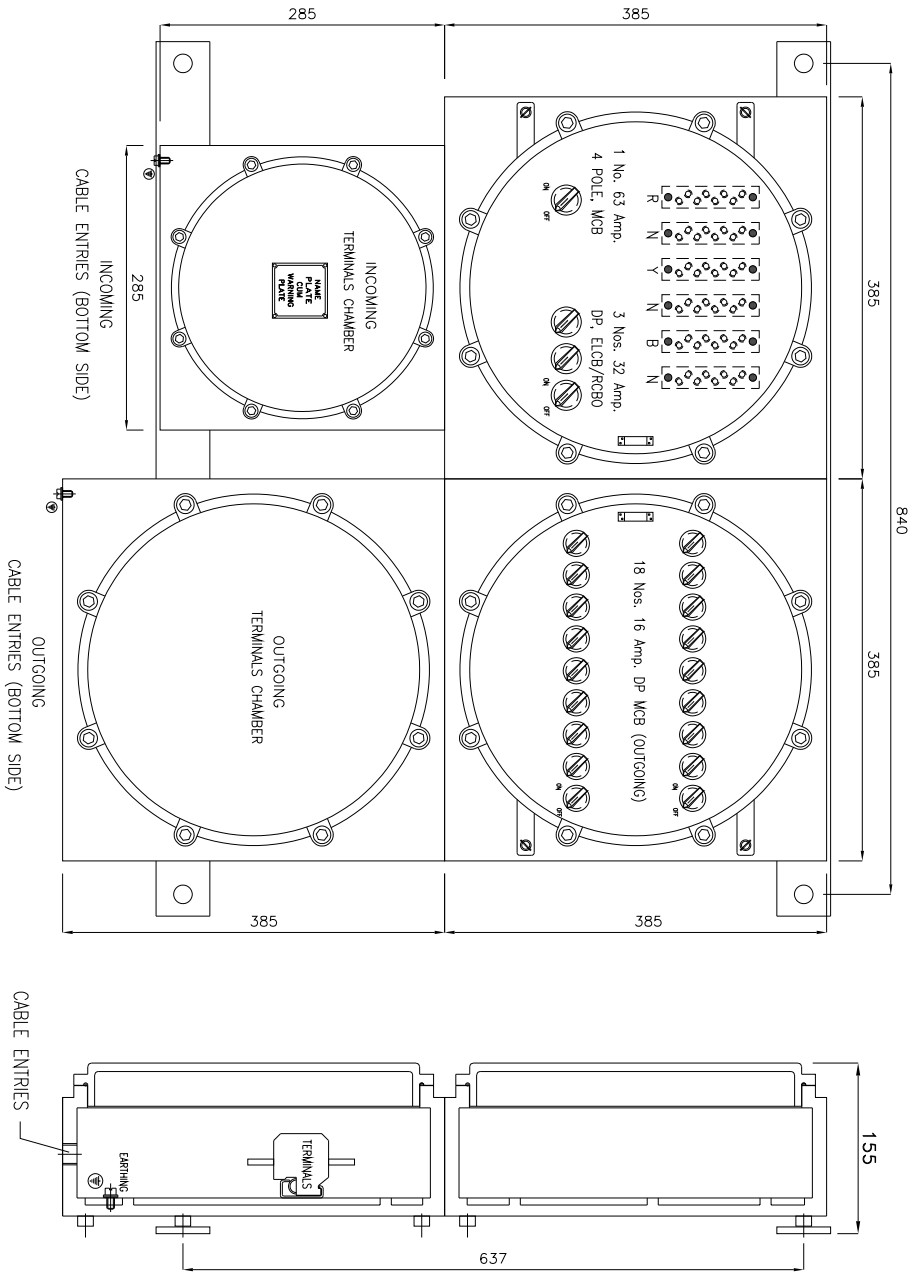
COMPONENT LAYOUT IS TENTATIVE RELOCATION OF PARTS & COMPONENTS IS POSSIBLE AT THE TIME OF ACTUAL MANUFACTURING.
OVERALL DIMENSIONS ARE ±10mm

REV.	DATE	DESCRIPTION	DRN.	CHD.	APPD.	SCALE	CAT. No. MCDB/186	MODEL No.: MCDB/186-12WAY	DRN. profile	CHD. JASKHW	CAR. CERT. No. IN/CIMFR/TR20/733	PESO No. : P555430/1	BIS LICENCE No. : CM/L-000331365
											Dt. 04/03/2020	Dt. 28/04/2022	

THIS DRAWING IS PROPERTY OF "SUDHIR SWITCHGEARS PVT. LTD." AND MUST BE RETURNED ON REQUEST IF IT IS SUBMITTED AS CONFIDENTIAL INFORMATION IN CONNECTION WITH ENQUIRY, TENDER, ORDER, OR CONTRACTS IT IS NOT TO BE USED FOR ANY OTHER PURPOSE OR ORDER NOR MAY IT RE-COPIED OR LENT WITHOUT OUR AUTHORITY IN WRITING.

SUDHIR SWITCHGEARS PVT. LTD.
130, MALHA SAMAGHAR MARG, MALHA - 400 023

TITLE : **FLAMEPROOF-WEATHERPROOF ENCLOSURE FOR CONTROL PANEL**



FRONT VIEW

SIDE VIEW

Fitting OPTIONS :

- 1) MATERIAL CONSTRUCTION : STAINLESS STEEL
- 2) VOLTAGE : UP TO 415V AC
- 3) CABLE GLAND & PLUG : BRASS/S.S./ALUMINIUM
- 4) PAINT SHADE : 632/356/7031/7032, etc... (As per Standard)
- 5) CANOPY : M.S. / G.I. / FRP
- 6) CABLE ENTRIES : NPT / EQUIVALENT ET THREADS

NOTE :
 COMPONENT LAYOUT IS TENTATIVE RELOCATION OF PARTS & COMPONENTS IS POSSIBLE AT THE TIME OF ACTUAL MANUFACTURING.
 OVERALL DIMENSIONS ARE ±10mm

<p>NOTE : COMPONENT LAYOUT IS TENTATIVE RELOCATION OF PARTS & COMPONENTS IS POSSIBLE AT THE TIME OF ACTUAL MANUFACTURING. OVERALL DIMENSIONS ARE ±10mm</p>		<p>CAT. No. MCDB/186</p>
<p>MODEL No.: MCDB/186-18MW</p>		<p>DRN. / JASHWJ</p>
<p>DRN.</p>	<p>APPD.</p>	<p>CHD.</p>
<p>SHEET 1 OF 1</p>	<p>SCALE</p>	<p>REV.-0</p>
<p>DR. N. T. S.</p>	<p>REV.-0</p>	<p>DATE</p>
<p>DESCRIPTION</p>	<p>DRN.</p>	<p>CHD.</p>
<p>REV.</p>	<p>DATE</p>	<p>DESCRIPTION</p>

- Reference IS/IEC Standard as follows :**
- 1 - FLAMEPROOF (Ex d) PROTECTION - IIA/IIb, IS/IEC 60079-1 (2014)
 - TEMPERATURE CLASS - T6
 - 2 - INGRESS (IP) PROTECTION - IP-66, IS/IEC 60529 (2001). (Reaffirmed 2014)

Standard Specification :

- 1 - MATERIAL - CAST ALUMINIUM ALLOY
- 2 - FINISH - INSIDE & OUTSIDE LIGHT GREY EPOXY POWDER COATING SHADE No. 631 AS PER IS-5
- 3 - EARTHING - 1 No. INSIDE & 2 Nos. OUTSIDE M6 SIZE S.S./BRASS SCREWS WITH 2 Nos. PLAIN WASHER
- 4 - HARDWARE - STAINLESS STEEL
- 5 - GASKET - 'O' RING NEOPRENE RUBBER GASKET
- 6 - MOUNTING ARRGT. - AS SHOWN IN DRG.

Material / Components Specification :

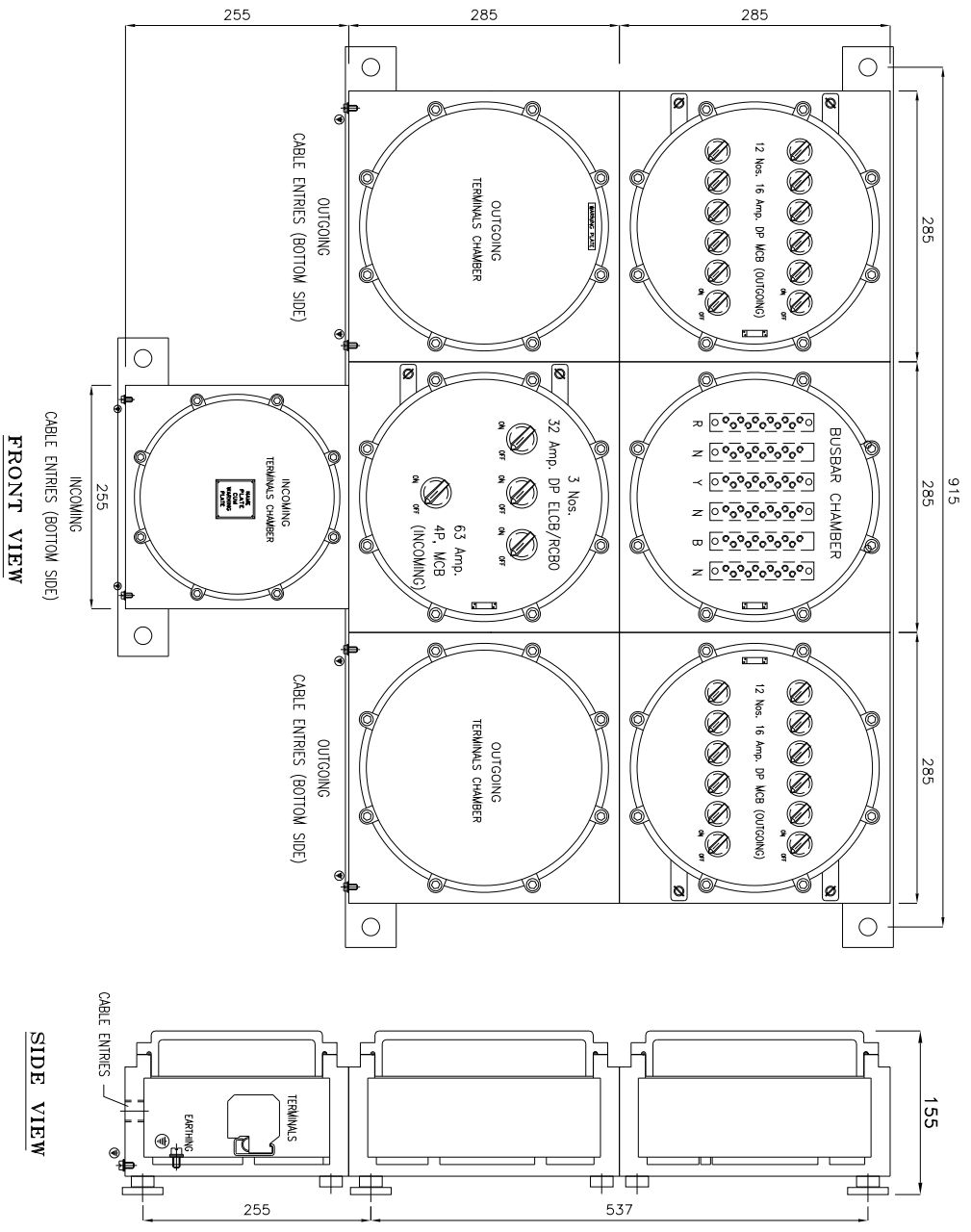
- 1 - S.S. NAME CLIP WARNING PLATE (WITH DESCRIPTION TITLE, CIMFR, PESO, SR, NO., GAS GROUP, RATING, BIS MARKING, WARNING STATUS, etc...)
- 2 - MCB - (INCOMING) 1 No. 63 Amp. 4 POLE (10 KA) MCB
- 2 - ELGB/RCBO - (OUTGOING) 3 Nos. 32 Amp. DP, (30mA SENSITIVITY)
- 3 - MCB - (OUTGOING) 18 Nos. 16 Amp. DOUBLE POLE (10 KA) MCB
- 4 - TERMINALS - 4 Nos. 50sq. mm CLIP-ON/BUSBAR TYPE & 36 Nos. 2.5sq. mm CLIP-ON TYPE TERMINALS OF 'ELMEX/CONNECTWELL' MAKE
- 5 - CABLE ENTRIES - (INCOMING) 1 No. M40 SIZE & (OUTGOING) 18 Nos. M20 SIZE CABLE ENTRIES FROM BOTTOM SIDE
- 6 - CABLE GLAND - (Ex d) DOUBLE COMPRESSION TYPE CABLE GLAND OF 'SUDHIR' MAKE
- 7 - STOPPING PLUG - (Ex d) STOPPING PLUG OF 'SUDHIR' MAKE
- 8 - Cu, BUSBAR - 4 Nos. 20 x 3mm Thk. Cu, BUSBAR (WITH TAPPED HOLES) MOUNTED ON BUSBAR INSULATOR

THIS DRAWING IS PROPERTY OF "SUDHIR SWITCHGEARS PVT. LTD." AND MUST BE RETURNED ON REQUEST IF IT IS SUBMITTED AS CONFIDENTIAL INFORMATION IN CONNECTION WITH ENQUIRY, TENDER, ORDER, OR CONTRACTS IT IS NOT TO BE USED FOR ANY OTHER PURPOSE OR ORDER NOR MAY IT RE-COPIED OR LENT WITHOUT OUR AUTHORITY IN WRITING.

SUDHIR SWITCHGEARS PVT. LTD.
 130, MULBERA SAMACHER MARG, MULBERA - 400 023

TITLE : **FLAMEPROOF-WEATHERPROOF ENCLOSURE FOR CONTROL PANEL**

DR. N. T. S. / REV.-0 / DATE: 04/03/2020 / PESO No. : P535430/1 / BIS LICENCE No. : CM/L-000331365 / DATE: 28/04/2022



Fitting OPTIONS :

- 1) MATERIAL CONSTRUCTION : STAINLESS STEEL
- 2) VOLTAGE : UP TO 415V AC
- 3) CABLE GLAND & PLUG : BRASS/S.S./ALUMINIUM
- 4) PAINT SHADE : 632/355/7031/7032, etc... (As per Standard)
- 5) CANOPY : M.S. / G.I. / FRP
- 6) CABLE ENTRIES : NPT / EQUIVALENT ET THREADS

NOTE :
 COMPONENT LAYOUT IS TENTATIVE RELOCATION OF PARTS & COMPONENTS IS POSSIBLE AT THE TIME OF ACTUAL MANUFACTURING.
 OVERALL DIMENSIONS ARE ±10mm

<p>NOTE : COMPONENT LAYOUT IS TENTATIVE RELOCATION OF PARTS & COMPONENTS IS POSSIBLE AT THE TIME OF ACTUAL MANUFACTURING. OVERALL DIMENSIONS ARE ±10mm</p>		<p>CAT. No. MCDB/186</p>
<p>SUDHIR SWITCHGEARS PVT. LTD. 130, MULBARI SAMACHAR MARG, MULBARI - 400 023</p>		<p>DRN. / JMSHW</p>
<p>TITLE : FLAMEPROOF-WEATHERPROOF ENCLOSURE FOR CONTROL PANEL</p>		<p>CHD. / JMSHW</p>
<p>QMR. CERT. No. IN/CIMFR/TR20/733</p>		<p>APPL. /</p>
<p>DESIGN DATE 04/03/2020</p>		<p>SHEET 1 OF 1</p>
<p>DESIGNER DR. N. T. S.</p>		<p>SCALE</p>
<p>DESIGN NO. P535430/1</p>		<p>REV. 0</p>
<p>DATE 28/04/2022</p>		<p>DRN. CHD. APPL. SCALE</p>
<p>BIS LICENCE No. : CW/L-000331365</p>		

THIS DRAWING IS PROPERTY OF "SUDHIR SWITCHGEARS PVT. LTD." AND MUST BE RETURNED ON REQUEST IF IT IS SUBMITTED AS CONFIDENTIAL INFORMATION IN CONNECTION WITH ENQUIRY, TENDER, ORDER, OR CONTRACTS IT IS NOT TO BE USED FOR ANY OTHER PURPOSE OR ORDER NOR MAY IT RE-COPIED OR LENT WITHOUT OUR AUTHORITY IN WRITING.

- Reference IS/IEC Standard as follows :**
- 1 - FLAMEPROOF (Ex d) PROTECTION - IIA/IIb, IS/IEC 60079-1 (2014)
 - TEMPERATURE CLASS - T6
 - 2 - INGRESS (IP) PROTECTION - IP-66, IS/IEC 60529 (2001). (Reaffirmed 2014)
- Standard Specification :**
- 1 - MATERIAL - CAST ALUMINIUM ALLOY
 - 2 - FINISH - INSIDE & OUTSIDE LIGHT GREY EPOXY POWDER COATING SHADE No. 631 AS PER IS-5
 - 3 - EARTHING - 1 No. INSIDE & 2 Nos. OUTSIDE M6 SIZE S.S./BRASS SCREWS WITH 2 Nos. PLAIN WASHER
 - 4 - HARDWARE - STAINLESS STEEL
 - 5 - GASKET - 'O' RING NEOPRENE RUBBER GASKET
 - 6 - MOUNTING ARRGT. - AS SHOWN IN DRG.
- Material / Components Specification :**
- 1 - S.S. NAME CUM WARNING PLATE (WITH DESCRIPTION TITLE, CIMFR, PESO, SR. NO., GAS GROUP, RATING, BIS MARKING, WARNING STATUS, etc...)
 - 2 - MCB - (INCOMING) 1 No. 63 Amp. 4 POLE (10 KA) MCB
 - 2 - ELGB/RCB0 - (OUTGOING) 3 Nos. 32 Amp. DP. (30mA SENSITIVITY)
 - 3 - MCB - (OUTGOING) 24 Nos. 16 Amp. DOUBLE POLE (10 KA) MCB
 - 4 - TERMINALS - 4 Nos. 50sq. mm CLIP-ON/BUSBAR TYPE & 48 Nos. 2.5sq. mm CLIP-ON TYPE TERMINALS OF 'ELWEX/CONNECTWELL' MAKE
 - 5 - CABLE ENTRIES - (INCOMING) 1 No. M40 SIZE & (OUTGOING) 24 Nos. M20 SIZE CABLE ENTRIES FROM BOTTOM SIDE
 - 6 - CABLE GLAND - (Ex d) DOUBLE COMPRESSION TYPE CABLE GLAND OF 'SUDHIR' MAKE
 - 7 - STOPPING PLUG - (Ex d) STOPPING PLUG OF 'SUDHIR' MAKE
 - 8 - Cu, BUSBAR - 4 Nos. 25 x 5mm Thk. Cu, BUSBAR (WITH TAPPED HOLES) MOUNTED ON BUSBAR INSULATOR